

ORIENTATION FOLDER

HIGHER SECTION

CLASS-XI SCIENCE

A.Y. 2026-27

ALL STUDENTS



G.D.GOENKA
INTERNATIONAL SCHOOL, SURAT

THE COMPLETE SMART PREMIUM SCHOOL

VISION

WE BELIEVE IN

HIGHER
THOUGHTS

STRONGER
WORK

BRIGHTER
RESULTS

TOWARDS ACADEMIC
AND
HUMAN EXCELLENCE!

MISSION

WE COMMIT TO

ACCOMPLISH
OUR VISION

WITH
UTMOST DEDICATION

SPECIFIC OBJECTIVES

To instil in students a passion for lifelong learning and to nurture their growth as conscientious global citizens.

To ensure active involvement among all stakeholders, ensuring a collaborative effort towards student development and success.



CLASS: XI SCIENCE

THINGS GIVEN IN SOFT COPY (SHARED IN WHATSAPP GROUP AND GOOGLE CLASSROOM)

Sr. No.	Particulars	Page No.
1	Section Directives	2 - 12
2	Important Information for the Academic Year 2026-27	3 – 31
3	Single window form	32 – 39
4	Conspectus	40 – 60
5	Topic Assessment Schedule	61 – 63
6	Project Cover pages	64 – 67
7	Steps for using ERP (Edu sprint)	68 – 72
8	Steps for using CCTV (Live View)	73 – 75
9	Steps for using Google classroom	76 – 77
10	Important Links	78 - 79
11	Class Timetable	Will be shared in the WhatsApp Group

THINGS GIVEN IN SOFT COPY (SHARED IN WHATSAPP - INDIVIDUALLY)

Sr. No.	Particulars
1	ERP(Edu sprint) ID & Password - Only for New Admission Students
2	Google Classroom ID and Password - Only for New Admission Students

Section Directives



PREFACE

The **GDGIS Section Directives** serve as a comprehensive guide to introduce new parents and students to the rules, regulations, and functioning of our school system for the academic year. Thoughtfully designed, this document aims to empower and support every parent in our esteemed academic community.

Within these pages, you will find essential information, policies, and insights to enhance your experience and contribute to the collective success of our school. Your cooperation in upholding our educational values and school operations is always appreciated and is a strong foundation of our institution.

We hope this guide becomes a valuable companion on your journey with us.

Welcome to GDGIS!



SCHOOL MOTTO –

- Higher Thoughts, Stronger Work, Brighter Results for Academic and Human Excellence.

Purpose of the Directives:

These directives have been thoughtfully curated to provide you with detailed insights into the operations of the Higher section. By familiarizing yourself with this document, you will gain a thorough understanding of our educational philosophy, policies, and procedures, fostering a harmonious partnership between the school and the parents.

Key Highlights:

As we embark on this exciting journey together, we believe that a strong partnership between parents and the school is crucial for the holistic development of our young learners. To facilitate effective communication and ensure a smooth functioning, we present to you the Higher Section Directives.

CONTENT OF DIRECTIVES

SR.NO	CONTENT	PAGE NO.
1	GENERAL INSTRUCTIONS	4
2	SECTION TIMINGS	4
3	UNIFORM	5
4	ALMANAC	5
5	NOTEBOOKS	6
6	TEXTBOOKS	6-7
7	LEAVES	7
8	BIRTHDAY	7
9	FIELDTRIPS	7
11	PTM	7-8
12	EVALUATION SYSTEM	8
13	SUBJECT ENRICHMENT/RUBRICS	9
14	BOOSTER PLANNING/STAYBACK SYSTEM	9
16	DISCIPLINE	10
17	COMMUNICATION TO TEACHERS	10
18	LIBRARY RULES	10
19	TYPES OF LABS	10
20	LAB RULES	11
21	PORTFOLIO	11
22	TOPIC ASSESSMENT	11-12
23	SINGLE WINDOW	12
24	REGISTRATION FORMALITIES	12



GENERAL INSTRUCTIONS:

- Refer to Annual Calendar, Student Information, Parent Forum & Event Photos regularly uploaded on the school website to keep you updated about upcoming events.
- Parents are expected to be active and participate enthusiastically in different events.
- If your ward has any allergy to any kind of food or the choice of food as Jain or Non- Jain; make sure that you convey this to the concerned class teacher.
- Only in case of medical emergency - early departure for your ward will be granted. Half days or early leaves are not allowed.
- In case of change in the address, phone number, transport; inform the teachers at the earliest.
- **Dear Parent, kindly make a note 1st and 4th Saturday will be holiday for the students.**

SECTION TIMING:

SECTION TIMINGS A.Y.2026-2027		
HIGHER SECTION (XI SCIENCE)		
MONDAY - SATURDAY (1 ST AND 4 TH SATURDAY HOLIDAY)		
(7:45 AM TO 01:05 PM)		
TIME	TOTAL TIME (in minutes)	PARTICULARS
07:45-07:55	5	HOME ROOM
07:55-08:00	5	MOVING TIME
08:00-08:20	20	BREAKFAST
08:20-08:25	5	MOVING TIME
08:25-09:05	40	LEARNING SESSION 1
09:05-09:45	40	LEARNING SESSION 2
09:45-10:25	40	LEARNING SESSION 3
10:25-11:10	45	LEARNING SESSION 4
11:10-11:55	45	LEARNING SESSION 5
11:55-12:35	40	LEARNING SESSION 6
12:35-12:40	5	MOVING TIME
12:40-01:00	20	LUNCH
01:00-01:05	5	MOVING TIME
TOTAL MINUTES	315	



UNIFORM:

- Dress code must be maintained aesthetically and should be appropriate for school.
- The uniform has to be neat, clean, properly fitted and should be worn correctly.
- Uniform schedule to be followed diligently.
- Identity card is an important part of uniform and must be worn at all times.
- School Shoes (black on regular days and white on Wednesdays and working (Saturdays) are to be worn mandatorily. Girls with long hair should tie their hair with black hair accessories on regular days and white hair accessories on Wednesdays and Saturdays.
- During winter, children should wear the blue suede jacket given from school.
- Fingernails must be clean, well-trimmed on regular basis.
- Nails should be unpolished on all the days.
- For Boys- Hair should be well trimmed regularly. No spikes, No Studs and no fancy haircuts are permitted.
- For Girls - It is mandatory for girls with long hair to tie their hair in plaits.

ALMANAC:

SR.NO.	GUIDELINES	PARENTS
WRITING STANDARDS		
1	Handwriting	Legible
	Pen Color	Blue
	Enquiries	“Teachers Communication to Parent” Page
	Material check	“Teacher Communication To Parent” Page
	Daily communication	Check and communicate
ALMANAC CHECKS		
SR.NO.	GUIDELINES	PARENTS
1	Parents Notes, Circulars and Slips (Xerox)	Check everyday
2	First two pages verification	Compulsory to be done at the starting of the Year
3	Teacher’s signature and then format of notes	Appreciation and Correction must be acknowledged by the word “NOTED” and Sign should be done
4	Time Table Updates and Field Trip Notices	Must check the Almanac for any Time Table update of the field trip
5	Print outs	Check if any recent prints have been given in the Almanac
6	Appreciation notes	-
7	Consent Forms	Needs to fill all the 3 consent forms and must be submitted to the class teacher on the very 1 st day of school reopen

NOTE BOOKS:

- The notebooks are to be well maintained by students. Filling the index page with date, topic name & page number is must.
- Notebooks should be labelled with student's name, class & division.
- The notebooks for different subjects are as follows:

CLASS XI SCIENCE		
SR. NO.	SUBJECT	TYPE
1	ENGLISH	BLUE & WHITE REGISTER
2	PHYSICS	
3	CHEMISTRY	
4	MATHEMATICS/BIOLOGY	
5	PHYSICAL EDUCATION/COMPUTER SCIENCE	
6	TOPIC ASSESSMENT (CLASS TEST)	

TEXTBOOKS:

CLASS XI-SCIENCE			
SR.NO	TEXTBOOK	SUBJECT	PUBLISHER
1	HORNBILL - 11	ENGLISH	N.C.E.R.T
2	SNAPSHOTS - 11	ENGLISH	N.C.E.R.T
3	BBC COMPACTA AND LITERATURE COMPANION - 11	ENGLISH	BRAJINDRA BOOK COMPANY
4	PHYSICS PART-I - 11	PHYSICS	N.C.E.R.T
5	PHYSICS PART-II - 11	PHYSICS	N.C.E.R.T
6	PHYSICS (S.L.ARORA) VOL I - 11	PHYSICS	DHANPAT RAI PUBLICATIONS
7	PHYSICS (S.L.ARORA) VOL II - 11	PHYSICS	DHANPAT RAI PUBLICATIONS
8	TOGETHER WITH PHYSICS (ACTIVITIES) LAB PRACTICAL - 11	PHYSICS	RACHNA SAGAR PUBLICATION
9	CHEMISTRY PART-1 - 11	CHEMISTRY	N.C.E.R.T
10	CHEMISTRY PART-2 - 11	CHEMISTRY	N.C.E.R.T
11	OBJECTIVE N.C.E.R.T AT YOUR FINGERTIPS CHEMISTRY XI-XII - 11	CHEMISTRY	MTG
12	COMPREHENSIVE CHEMISTRY (ACTIVITIES) LAB PRACTICAL - 11	CHEMISTRY	LAXMI PUBLICATION
13	MATHEMATICS - 11	MATHS	N.C.E.R.T
14	MATHEMATICS (R S AGARWAL) - 11	MATHS	BHARTI BHAVAN



15	TOGETHER WITH MATHS LAB MANUAL - 11	MATHS	RACHNA SAGAR PUBLICATION
16	BIOLOGY - 11	BIOLOGY	N.C.E.R.T
17	OBJECTIVE N.C.E.R.T AT YOUR FINGERTIPS BIOLOGY XI-XII - 11	BIOLOGY	MTG
18	TOGETHER WITH BIOLOGY (ACTIVITIES) LAB PRACTICAL - 11	BIOLOGY	RACHNA SAGAR PUBLICATION
19	HEALTH & PHYSICAL EDUCATION - 11	PHY.EDUCATION	NEW SARASWATI HOUSE
20	HEALTH & PHYSICAL PRACTICAL NOTEBOOK - 11	PHY.EDUCATION	NEW SARASWATI HOUSE
21	COMPUTER SCIENCE WITH PYTHON - 11	COM.SCIENCE	ORANGE EDUCATION

LEAVES:

- For any planned leaves taken by your ward, teachers need to be informed prior.
- If the leave is unplanned, a leave note should be sent in the single window format which can be downloaded from the school website.
- In case of very long leave parents will be required to cooperate with the pending work.
- 100% attendance is mandatory in Topper class.
- 85% attendance is mandatory for a child to be promoted. In case of short attendance, the child will not be allowed to sit in next class. If the child misses any exam, retest or average score option will not be given to the child (other than medical issues with relevant report being submitted).
- No half days are permitted.
- Doctor's appointments should be taken only after school hours or on school holidays.
- Single window (New Format) must be submitted for each leave taken by students.

BIRTHDAY CELEBRATION:

- On birthdays, students **can come in Casual wear** (No ribbed/Funky Jeans, No Sleeveless Top, No Tank Top, No Crop Top, No Backless Top, No Off Shoulder, No Transparent Top, No Spaghetti Top is allowed).
- Students **are not allowed** to distribute chocolates instead they can distribute Peanut Chikki, Dry fruits, Cookies etc.

FIELD TRIPS:

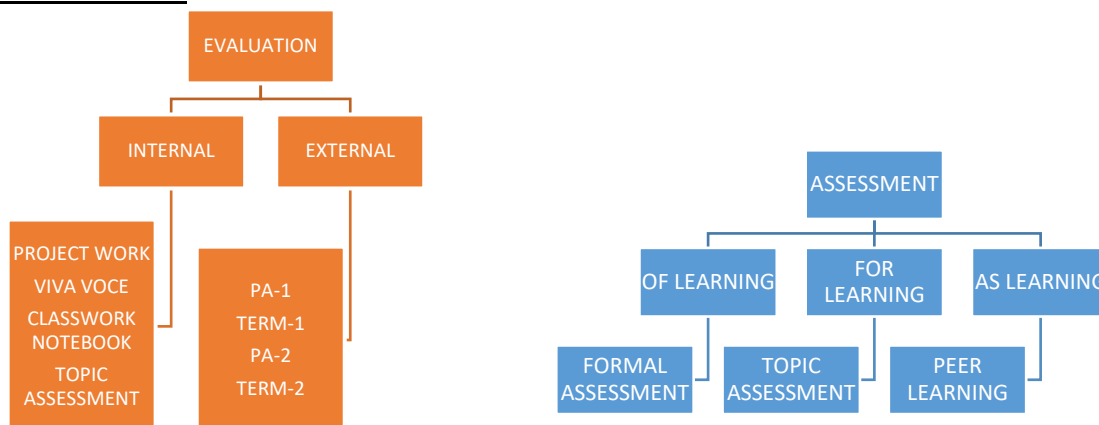
- Proper school uniform must be worn along with the ID card.
- It is mandatory to carry notebook and pen while going on field trip.

PTM:

- Parents are requested to be present on the allotted time during PTM.
- In case of any emergency, if you miss attending the PTM, you will not be able to see report card in school ERP for Term examinations and in case of any special development, they can take prior appointment to meet the teacher and ask for the availability over the phone.

- Anecdotal Records of students will be shown to parents.
- Emergencies can be adhered according to individual needs.
- Vehicles to be parked in the lane near the school and golf ground.

EVALUATION SYSTEM:



- Type of Examination:
 1. Periodic Assessment I – 40 Marks
 2. Term I – 80 Marks
 3. Periodic Assessment – 40 Marks
 4. Term-2 Examination– 80 Marks
- Evaluation will be done as per the norms given in CBSE:

SUBJECT	PERIODIC ASSESSMENT	SUBJECT ENRICHMENT	VIVA/ PORTFOLIO	1 ST TERM EXAM	TABULATION OF FINAL EXAM
ENGLISH	40 Marks Exam	ASL + Project = 10	10	80	80+20= 100
PHYSICS		Practical + Project = 20	10	70	70+30= 100
CHEMISTRY		Practical + Project = 20	10	70	70+30= 100
BIOLOGY		Practical + Project = 20	10	70	70+30= 100
MATHEMATICS		Practical + Project = 10	10	80	80+20= 100
PHYSICAL EDUCATION/ COMPUTER SCIENCE		Practical + Project = 20	10	70	70+30= 100

Important Note:

- Portfolio need to be updated every month as per your scholastic and co – scholastic achievement
- Question Paper will be set as per CBSE pattern.
- During the Reflection of Periodic Assessment-1, Term-1, Periodic Assessment-2 and Term-2 the Students are made to write the common mistakes in the Topic Assessment notebook itself.
- The pointers regarding the exams which are discussed by the HODs will be posted in the Google Classroom.



SUBJECT ENRICHMENT RUBRICS FOR CLASS-XI SCIENCE

ENGLISH	
RUBRICS	MARKS
PROJECT +ASL	10
PORTFOLIO + VIVA	10
TOTAL	20

PHYSICS	
RUBRICS	MARKS
PROJECT + PRACTICAL	20
PORTFOLIO + VIVA	10
TOTAL	30

CHEMISTRY	
RUBRICS	MARKS
PROJECT + PRACTICAL	20
PORTFOLIO + VIVA	10
TOTAL	30

BIOLOGY	
RUBRICS	MARKS
PROJECT + PRACTICAL	20
PORTFOLIO + VIVA	10
TOTAL	30

MATHEMATICS	
RUBRICS	MARKS
PROJECT + PRACTICAL	10
PORTFOLIO + VIVA	10
TOTAL	20

COMPUTER SCIENCE	
RUBRICS	MARKS
PROJECT + PRACTICAL	20
PORTFOLIO + VIVA	10
TOTAL	30

PHYSICAL EDUCATION	
RUBRICS	MARKS
PROJECT + PRACTICAL	20
PORTFOLIO + VIVA	10
TOTAL	30

NOTE: Evaluation policy will be followed as per CBSE Notification No: CBSE/Coord/AS(C)/2017/ dated 01-02-2018.

BOOSTER PLANNING/ STAY BACK SYSTEM:

- Teachers will define the areas of low performance by giving grading.
- Performance of the student will be discussed with parent and information will be given about the Booster classes/Pending work.
- Timing will be 02:35 pm to 03:35 pm.
- No Transport facility will be provided on Saturday if student stays back.
- Information about the date and time for extra teaching will be informed to parents through telephonic communication.



DISCIPLINE:

- Any act of bullying, verbal abuse, damage to school property will call for a disciplinary action.
- It is mandatory for all the students to converse in English.
- If a student is found speaking in any other language or using an abusive language, he/she will be sent back home after one prior warning.
- Your ward needs to reach the school on time.
- Child needs to abide all the rules & regulations of the school.
- The disciplinary actions are stated below:

Stage 1	Oral warning
Stage 2	Parent will be informed through almanac
Stage 3	Issue of Blue card and meeting with parents
Stage 4	Issue of Yellow card, meeting with parents & suspension can be of 3 to 7 days
Stage 5	Issue of Red card, meeting with parents & suspension can be of more than 7 days
Stage 6	Meeting with parents & expulsion of student

COMMUNICATION TO TEACHERS:

- Almanac is the best way to communicate with the teachers.
- To talk to the teachers, you may call between 02:00 pm to 04:00 pm.
- To meet the teachers, take a prior appointment.

LIBRARY RULES:

- Library books are issued to children on weekly basis.
- Books are to be returned to library after a week.
- In case of loss or damage to the book while in possession of the students, parents will be liable to either replace the same book or pay double the amount of the book's actual price.

TYPES OF LABS:

There are 6 types of labs

- Home Science Lab
- Computer Lab
- Physics Lab
- Biology Lab
- Chemistry Lab
- Psychology Lab



LAB RULES:

- Students have to follow all the instructions and rules of the laboratory.
- Carefully follow all instructions of the teacher and other laboratory staff.
- No student should work in the laboratory room in the absence of the teacher.
- Stay out of the restricted areas.
- No food, drink and gum chewing is allowed in the lab.
- Work areas should be kept clean and tidy.
- No equipment to be taken out from the lab.
- Be careful while handling electrical circuits.
- No equipment should be touched without teacher's permission.

PORTFOLIO:

- A printed book for Portfolio will be given to the students which will contain the following things:
 - a) Student's Medical
 - b) Academic Achievement Record of the students
 - c) Badges Record to be maintained.
 - d) To maintain a record of any certificate or participation in any PVA and Sports Activity.
 - e) To maintain the record of No. of books issued from the Library.
 - f) Subject-wise best activities of student to be maintained.
 - g) To keep a record of the marks obtained by the student of all the exams.
 - h) Keep a record of the Life skill badges received.
- Portfolio is a very important document for the student as it gives all the details required by the teacher and it is beneficial academically as well as professionally.
- Students should make sure that each detail is properly filled.
- Disciplinary Record
- Volunteer & Community Service Record
- Extracurricular Activities Record
- Leadership Roles & Responsibilities
- Personal Growth & Reflection Section
- Hobbies & Interests.
- Special Recognition & Awards.

TOPIC ASSESSMENT:

- The Topic assessment is an integral part of the system as it helps the teacher and the student to assess the progress of the child in each subject.
- Topic Assessment of 20 marks is conducted every Tuesday and Friday as per the Schedule.
- The Topic assessment schedule is provided to the students well in advance, so that students can prepare themselves for the same.
- Reteaching of the topic is done a day before the Topic assessment.
- After the topic assessment the reflection for the same is conducted, wherein students are showed the best scanned copy.



- The mistakes are discussed with the students and the students are made to write the common mistakes in their Topic Assessment notebooks.

SINGLE WINDOW:

- We have introduced 4 types of Single window this year which are as follows:
 - a) **Request Application** – For any kind of request or suggestion.
 - b) **Request for Leave** – For any kind of leave.
 - c) **Request for PVA and Sports** – For any kind of query or request related to PVA and Sports
 - d) **Request for Transport** - For any kind of query or request related to transportation
- In case the child was absent without the prior information to the school, he/she needs to submit the single window the very next day when he/she comes to school; with the required documents.
- In case of medical leave proper medical certificate with other documents should be provided to the school.

REGISTRATION FORMALITIES:

Format for the details of registration will be provided to you. You are expected to fill it carefully and keep a check on spellings, middle name, surname and other details. Once it is registered with CBSE, changes for the same will not be possible. Child will also be instructed to check the details properly before signing the sheet.

Important Information for Academic Year

2026-27



GDGIS/ACAD/RULES/01

08.DEC'23.

SCHOOL RULES FOR STUDENT (Amendment-1)

Observed by	<u>DIRECTOR PRINCIPAL</u>
Maintained by	<u>COORDINATOR</u>
Applicable to	<u>STUDENTS</u>
Duration of work	<u>AS AND WHEN</u>
Review time	<u>YEARLY</u>
Connected documents	<u>NA</u>

- I. Every student should carry the Almanac to the School daily.
- II. Student who comes to school on their own should arrive at the School five minutes before the bell rings
- III. Students should regularly be clean and always neatly dressed. The school uniform must be worn on all working days **as per the uniform schedule.**

DAY	MONDAY	TUESDAY	WEDNESDAY	THURSDAY	FRIDAY	2nd , 3rd & 5th SATURDAY
UNIFORM	BLUE T-SHIRT BLUE TRACK PANT	BLUE T-SHIRT BLUE TRACK PANT	WHITE T- SHIRT WHITE TRACK PANT	BLUE T-SHIRT BLUE TRACK PANT	BLUE T- SHIRT BLUE TRACK PANT	WHITE T- SHIRT WHITE TRACK PANT

- IV. It is not advisable to bring valuable articles to School. Girls can wear very small studs or ear rings of gold or silver.
- V. Students are not allowed to bring mobile phones/ iPods/ camera's etc. into the school campus. These gadgets if found in possession of the student within the school campus will be confiscated.
- VI. The name, class and section of the pupil should be clearly marked on the blazer and all other belongings of the student.
- VII. Changing classrooms between periods when necessary should be done silently and in an orderly manner.
- VIII. Shouting, loud talking, singing **during class** or whistling is not allowed in school.
- IX. Care must be taken for all school property and no student should scratch or spoil the desks or



charts or damage any furniture, write or draw anything on the walls or damage things belonging to others. Damage done should be reported at once to class teacher or to the **Coordinator or Assistant Coordinator**. Any damage done will have to be **replaced or repaired** by parents of the student(s) concerned.

- X. Each student should have 3 identity cards with his/her photograph. One has to be worn by the child daily and the others to be kept with the Parents (Mother/ Father) Those who are coming to pick up the Students from the school/bus stop must always bring the School Identity card for identification.
- XI. Students are not allowed to use the school telephone without the permission of the **Coordinator**. They will not be called to answer phone during class hours.
- XII. Students **cannot leave the section without Coordinator / Teacher permission**.
- XIII. **Do not engage in cyber bullying, such as harassment, teasing, spreading rumors about classmates or any disruptive behavior. (Blue card will be issued in such case)**
- XIV. Communication with the teacher should be through the Almanacs/WhatsApp on a regular basis, to monitor the performance of the student. Requests for meeting teachers on school days other than on PTM days will not be entertained, if necessary prior approval of the **Director Principal / Coordinator** must be obtained.
- XV. Appointment with Dentists/Doctors or others should be avoided during school hours. Such requests for early leave will not be entertained.
- XVI. **Early leave is only permitted in case of family emergency or government appointments (passport, visa etc. Need to submit proof for the same)**



CODE OF CONDUCT FOR STUDENTS
(AMENDMENT 1)

Observed by	<u>DIRECTOR PRINCIPAL</u>
Maintained by	<u>COORDINATOR</u>
Applicable to	<u>STUDENTS</u>
Duration of work	<u>AS AND WHEN</u>
Review time	<u>YEARLY</u>
Connected documents	<u>NA</u>

I. General:

1. The school community is expected to live in the spirit of brotherhood, peace, harmony, good citizenship and reflect high moral values at all times.
2. Students are governed by this code of conduct from the time they join school till the time they leave.
3. All students will adhere to this code of conduct at all times, to maintain a very high standard of behaviour and conduct in this school.

II. Special attention will be paid to the following:

1. The students will be smartly dressed in accordance with the school regulation. Untidy and unkempt haircuts will not be permitted.
2. The students need to be considerate, courteous and polite to all students, adults and helpers.
3. All teachers and visitors should be respectfully wished in an appropriate manner.
4. All members of the student body and prefects are responsible for the discipline of the school and compliance with all rules.
5. Students will interact with teachers respectfully at all times, and obey instructions given to them, both in the class and on campus.

III. Uniform:

Students are expected to wear the prescribed uniform at all times. Private clothing is not to be worn on the school campus unless specified.

Dress Code: In order to create a consistent and safe environment that is free of distractions. GDGIS has a uniform dress code for all students. We believe that a higher standard of dress encourages greater respect for individuals, students and others, and results in higher standard of behaviour. In other words, students who come to school dressed properly will excel academically and conduct themselves appropriately while at school.



IV. Damaging school property:

The school will not tolerate any damage to books, games kit and belongings of fellow students, belonging of teachers and damage to school property. In addition to being fined, the parents/guardians will be asked to pay the full cost of damaged articles; such misbehaviour may also result in students' expulsion.

V. Expensive items:

Expensive items such as cameras, iPods, mobile phones, expensive sneakers and so on are not permitted at school. The school is not responsible for the loss or theft of such items, and if brought to the school, they will be confiscated.

Confiscated items to be deposited in the school / **Coordinator** office.

VI. Borrowing or Lending

Borrowing or lending of any items is strictly prohibited.

No student is allowed to bring money to school. Any money fund will be confiscated and deposited in the house fund or the fund used for charitable purpose. The student will also be fined an equal amount of money found with him/her, and this too will be given to either of the above funds.

VII. Litter:

The cleanliness of the school campus is the responsibility of every person on the campus. Bins are provided for use. There is no indignity in picking up litter and putting it in the bins.

VIII. Behaviour with school helpers:

All school helpers (Housekeepers, Didi's, Laundry, Security etc.) should be addressed politely. They will not be used by students for unauthorized activities such as purchasing the articles from the market, washing clothes or using their mobile phones to make calls.

IX. Behaviour in the class:

All students are expected to be well disciplined in the class. Roaming, shouting, bullying, running, laughing without any reason, playing with the I-pad, looking out of the window, using abusive language should be stopped with immediate effect. Be attentive in the class take running notes, copy down important points, and respond to teachers' questions. Be updated with class notes, homework, practical's etc. When you are not clear with the topic raise your hand and clarify your doubt with teacher.

X. Behaviour in dining hall:

You are supposed to go and leave the dining hall in a line. Shouting, pulling, talking while taking food should be stopped. Bear in mind everywhere your behaviour is noticed and monitored. Take food in a decent manner. Eat sufficiently; eat all food items given to you. Your food is prepared by a qualified dietician. **Don't waste food. Take little in 1st serving if needed can take 2nd serving.**

XI. Discipline Code:

Getting along with others is the key to success or failure. The school provides each student with the maximum opportunity to acquire education. No student has the right to interfere with this opportunity



by his/her actions, poor manners, or lack of consideration. All rules and regulations are developed and enforced with this thought in mind. School rules apply in the classroom, on the school ground, going to and from school, and at any event where our school is represented, regardless of location.

- 1. Hat, caps or other head covering shall not be worn in classrooms, except for valid religious or medical reason authorized by the administration and verified in writing by a physician.**
- 2. Undergarments must be concealed at all times, including when students are standing or walking**

XII. Use of unfair means in Examinations:

Cheating and using unfair means in examination will result in the student being awarded a zero in the paper of that examination. If repeated the entire result will be annulled.

XIII. Physical and verbal abuse:

Any form of physical and verbal abuse in the school is totally unacceptable. Under no circumstances should student abuse or fight with each other. Strict action will be taken against the defaulter.

XIV. Detention:

Students will be put on detention where they will have to sit and study during free time / games / activity class, if they do not do homework, class work, practical record work, or any kind of anomalies like not obeying school rules or not following the code of conduct.

XV. Spoken English:

GDGIS is an English medium school and the students are expected to speak in English at all times. One should speak in any other language.

XVI. Wearing of watches:

Only students of class VI and above are allowed to wear watch. The watch must not be expensive and it will be the responsibility of the student to take care of his/her belongings. Wearing a watch would raise the expectation of punctuality and doing things on time for students.

XVII. Leave Rules:

1. Any leave required must have prior permission from the Principal.
2. All students are expected to have at least 90% attendance during the year. Students who fall short of attendance at the end of the year will not be allowed to sit for the promotional examination.
3. All medical leave must be accompanied by a medical certificate.

XVIII. Means of Communication:

The following mediums are used for communication with students:

1. Administrative instructions are published from time to time. All students are expected to read the notices displayed on the notice boards.
2. Important announcements are made during the morning assembly.
3. The teachers or school Captain/Prefect will make important announcements during breakfast or meals.



4. Special address by **HOS** or **SECTION** Coordinator.

XIX. Public Display of Affinity, Touch and Affection:

1. No public display of affection will be permitted between students. This extends to touching, isolating, holding hands, kissing, linking arms, or putting arms around shoulders.
2. Even the most harmless intent may be misunderstood; therefore, it is advisable to refrain from it. Strict Disciplinary action will be taken against students found indulging in the public display of affection.

XX. Movement in the school:

1. Whenever a child is moving out of the class for Meal / PVA, sports, Library class, it has to be in 2 – balanced line. Monitor will form the line inside the class & then the movement will be accordingly in the school corridor / premises.
2. Students must greet the teacher when they come across HOS or any other teacher in the school premises.



HOMEWORK RULES

- I. Comprehensive exercises should be discussed in class & then students should be encouraged to write all answers on their own.

<u>HOME WORK SCHEDULE</u>		
<u>CLASS XI SCIENCE</u>		
MONDAY	MATH	PHYSICS
TUESDAY	MATH	CHEMISTRY
WEDNESDAY	MATH	BIOLOGY
THURSDAY	MATH	PE/CS/ECO/PSY
FRIDAY	ENGLISH	PHYSICS
SATURDAY	CHEMISTRY	BIOLOGY

- II. Creative writing in the languages should be discussed in class.
 - Key words should be given on the board.
 - The final writing assignment may then be completed at home.
- III. Diwali Homework should sync with Ek Bharat Shrestha Bharat or CBSE project / Circular.



GDGIS/ACAD/POLICY/10

08TH Dec 2023

GDGIS ATTENDANCE POLICY
FOR STUDENTS
(Amendment 7)

Observed by	<u>DIRECTOR PRINCIPAL</u>
Maintained by	<u>SINGLE HEAD</u>
Applicable to	<u>STUDENTS</u>
Duration of work	<u>AS AND WHEN</u>
Review time	<u>YEARLY</u>
Connected documents	<u>SOP-24</u>

Consistent attendance in class is a critical component for students' academic success. Therefore, attendance policy and procedures have been carefully designed to encourage regular attendance.

FOR PARENTS AND STUDENTS

1. Encourage each child to attend the school regularly.
2. It is mandatory for every student to maintain an attendance of at least 85% during the academic year, failing of which he/she will not be promoted to higher class as stated by CBSE.
3. Working days: Higher – 220
% is calculated by dividing the no. of days present by no. of working days.
4. For classes 10th& 12th, it is mandatory for every student to maintain an attendance of at least 100% during the academic year.
5. 10% shortage in attendance can be considered on account of Medical Grounds (To be validated with Medical Certificate)
6. Leave of Absence is granted only for compelling/unavoidable reasons subject to a written application well in advance.
7. No leaves would be granted throughout the year without genuine reason.
8. In case of participation in PVA or Sports events for competitions outside the school, parents must submit the letter of participation and exemption can be given in genuine case, but in no case attendance can be shorter than 85% of working days.
9. Proper leave application in the 'Single window Format' is to be submitted by the parents/guardians at the school two days prior the leave. No other formats will be entertained.
10. Repeated absence without permission or unexplained absence for more than 15 consecutive days and if any request then it will be 45 days with proper documents but after that it will not be taken into consideration therefore, Renders the students liable to have his/her name struck off the rolls.
11. Re-admission may be allowed on the payment of the fresh Application form.
12. If the child is absent even for a day without any information, the leave application should be



submitted duly signed by parents/guardian and should reach the school the very next day failing which the school will take strict action. (He/She will be marked absent till application is submitted & result will be withheld if it is repeated thrice in a semester).

13. Early leaves and half days will not be entertained except the medical case.
14. It is permissible only if it is approved at least 2 days prior.
15. Absence of exam days will not be entertained other than genuine medical reasons. The medical reasons should be immediately reported i.e. during those examination days only.
16. No Re-test in any circumstances.
17. At the end of November & January warning letters to be sent to parents whose child's attendance is less than 85%. Parents need to be informed well in time that in such cases a child may not be allowed to sit for annual exams. (As per the attendance policy)
18. State level, National level competition winners can be given a grace of 10%. (In terms of attendance)
19. No leaves will be granted during Revisions before any exams and during exams unless and until it is a genuine medical reason or demise in the family.
20. Any child who misses out with any exam throughout the academic session will not be entitled for any medals/merit certificate.
21. For the students appearing for board exams (classes 10TH& 12TH), it is compulsory to attend PA-1, TERM-1, PRE-BOARD -1 & 2 and the revision classes before final examination unless they are Hostellite (Case to Case).
22. **The class teacher will call the parent after the second day if the child is absent and ask for the reason and a single window. If the parent does not turn up until the third day, then mail has to be sent from the coordinator's email address.**
23. **If students do not turn up after vacation without any information or proof, the mail will be done from the coordinator or school side. The following table is applicable:**

Sr. No	Vacation Time	Month	Reporting Time
1	Summer Vacation	May	June (First day of school reopening)
2	Diwali Vacation	Oct / Nov	Oct / Nov (First day of school reopening)

● **ONLY FOR HIGHER SECTION BOARD CLASS STUDENTS:**

1. As per CBSE norms a student who has at least 85 per cent attendance as on January 1 will be eligible for appearing in Class 10 and Class 12 examination.

Note:

- If any student has less than 85 per cent attendance will not be allowed to appear for the examination.
- However, there are certain cases where a student with less than 85 per cent of attendance can sit for their CBSE board exams.
- In case of shortage of attendance, schools will be required to procure 'certain' documents from student(s) or parents and submit those documents to the concerned Regional Office of the Board.



- Schools need to compile shortage of attendance cases by January 7, of every Year. Thereafter regional office will have to communicate to school by January 21st.
- The CBSE will have to give its final approval latest by February 7.

The 'valid reasons for condonation of shortage of attendance' as per CBSE:

1. Prolonged illness (documents: medical certificate, medical reports, x-rays and requests from the parents).
2. Loss of father/ mother/ or some other such incident leading to student's absence from school (documents: request from parents, death certificate).
3. Authorized participation in sports at national level organized by CBSE/SGFI (documents: request from parents, certificates issued by concerned authority).
4. Authorized participation in sports at national/ international level organized by recognized authority (docs: Request from parents, Recommendation from Sports Authority of India or recommendation of schools concerned in the proforma attached).

TEACHERS

- I. All the documents of leave must be maintained efficiently and diligently.
- II. Any leave which comes must be forwarded to the Coordinators for approval and is then sent to Front desk for higher authorities' approval for sanctioning the leave.
- III. Every month in the first week (1-5th) the attendance must be checked and % must be maintained.
- IV. Maintain **Informed and Uninformed leave** in separate columns.
- V. Convert Uninformed to Informed in the data after collecting Single Window from Parent.
- VI. Child will not be exempted from exams on Medical after submission of leave application with Medical Certificate unless higher authority approves of it, with 'Exempted' written on application.
- VII. Average marks will be given only if the Single window is approved.


The following table is applicable for the grant of the leave:



G.D.GOENKA INTERNATIONAL SCHOOL, SURAT

THE COMPLETE SMART PREMIUM SCHOOL

CBSE Affiliation No.: 430166
 +91 261 2976000 contact@gdgoenkasurat.com www.gdgoenkasurat.com



SR.NO	TYPES OF LEAVES	MAXIMUM DAYS CAN BE APPROVED	REGULAR WORKING DAYS	EXAM DAYS (PROCURE DOCUMENT FOR EXEMPTION)				REMARKS
				PA-1	PA-2	PRE BOARD	FINAL EXAM	
1	EMERGENCY IN FAMILY	15	APPROVED FOR REGULAR AND TOPPERS	APPROVED FOR REGULAR AND TOPPERS	APPROVED FOR REGULAR AND TOPPERS	APPROVED FOR REGULAR AND TOPPERS	APPROVED FOR REGULAR AND TOPPERS	PROCURE DOCUMENT
2	SICK LEAVE	CASE TO CASE	APPROVED FOR REGULAR AND TOPPERS	APPROVED FOR REGULAR AND TOPPERS	APPROVED FOR REGULAR AND TOPPERS	APPROVED FOR REGULAR AND TOPPERS	APPROVED FOR REGULAR AND TOPPERS	
3	FAMILY FUNCTION	5	APPROVED FOR REGULAR AND TOPPERS	APPROVED FOR REGULAR AND TOPPERS	APPROVED FOR REGULAR AND TOPPERS	APPROVED FOR REGULAR AND TOPPERS	NA	
4	COMPETITION / SPORTS / ANY GAME OUTSIDE	CASE TO CASE	APPROVED FOR REGULAR	APPROVED FOR REGULAR	APPROVED FOR REGULAR	APPROVED FOR REGULAR	NA	
5	FAMILY TRIP	CASE TO CASE	NA	NA	NA	NA	NA	
6	MEDICAL APPOINTMENT	3	APPROVED FOR REGULAR AND TOPPERS	NA	NA	NA	NA	
7	PASSPORT / VISA / ANY GOVERNMENT APPOINTMENT	1	NA (CASE TO CASE)	NA (CASE TO CASE)	NA (CASE TO CASE)	NA (CASE TO CASE)	NA (CASE TO CASE)	



Guidelines for 1st day in School in March/April (Amendment 2)

Observed by	<u>Director Principal</u>
Maintained by	<u>Section Coordinator</u>
Applicable to	<u>Students</u>
Duration of work	<u>April</u>
Review time	<u>Yearly</u>
Connected documents	SOP-36, CL-104

1. Front Desk Incharge to coordinate with the respective Coordinator for the children who are joining newly.
2. Total details like House, Transport, Food, PVA activity, Sports activity Club (V-IX) must be given by the Front Desk Incharge.
3. Person responsible for the new joinees
 - a) Higher Coordinator for classes IX to XII
4. All teachers except Pre Primary section should arrive to school at 07:30am and be present on their respective spots before the students arrive.
5. Duties to be allotted to Non class teachers and Pre Primary teachers to guide New students.
6. Create a welcome area, a White Board where the list of all new joinees section wise **class list** is placed near the glass door for Pre Primary and in the Assembly area for Primary, Middle & Higher.
7. Special ground duties to be allotted for 1st week of the school reopening.
8. If they are Hostel Children, then the House Parents should be with them for a week after school and give them induction about Hostel.
9. **New students will be wearing the special Id card for 1 week for identification by the teachers around & guide them accordingly if they have some difficulty.**



SOP FOR INDIVIDUAL CABINETS IN CLASS
(Amendment -1)

Observed by	<u>DIRECTOR PRINCIPAL</u>
Maintained by	<u>SINGLE HEAD</u>
Applicable to	<u>ALL SECTION</u>
Duration of work	<u>AS AND WHEN</u>
Review time	<u>YEARLY</u>
Connected documents	<u>RR-18,CL-80</u>

1. Keys of the cabinets are handed over to Middle & Higher section **cabinet single head** in the month of February of every academic year by the **cabinet single head**.
2. Every year one key is given to the students for his personal cabinet on the first day of the starting academic year and the new admissions as and when they come. If the no. of students are less than the total capacity of those keys will be with Cabinet Incharge.
3. List of new admission students will be handed over to Single head of cabinet by middle and higher coordinator who will get it from Front Desk.
4. Single head will be checking the format for maintenance of cabinet of the class once in a month from the coordinators of respective section.
5. If any damage or loss done by the student for any of the parts of the cabinet, he has to pay according to the amount mentioned in the rules and regulations (No.18) of the cabinet.
Message of the same to be given to the Parents via Almanac note/ call.
6. The damage or loss has to be informed to the single head for the keys and the other repair work by the respective Class Teacher.
7. Consolidated report of damage or loss will be forwarded to maintenance department, purchase Incharge and coordinator will later take the follow up.
8. Money is collected by class teacher and is given to the Single head who hands it over to Purchase department keeping Administrator & the Director OPERATIONS in loop.
9. At the end of the academic year in the month of February by last week the keys are collected by the **single head of the cabinet** from all the respective class teachers and hand over to single head of cabinet.
10. Bunches are made class wise and if any damage or loss then accordingly money will be charged from the student and given to purchase department keeping Administrator in loop.
11. These bunches are handed over to the next academic year class teachers at the end of March to distribute it to the next batch of students.
12. If the class teacher is moving out of the school, then it is his/her duty to give the records of the keys to the Asst. Coordinator keeping the Coordinator in the loop & will inform the Cabinet Incharge. This same cycle repeats every year.



13. If TC is issued in mid of the year then accordingly information is to be given to front desk for **key collection from parents.**
14. NO Dues Forms for TC students in mid-session to be signed **unless it is approved by management.**
15. Class XI NO Dues Forms will be signed in the month of January.
16. If new classes are coming up, then information must be there from coordinator & keys requisition to be given to purchase department keeping administrator in loop.
17. For Hostel students, amount will be informed to House Wardens to collect from the parents **if there is any damage done by the students.**



STUDENTS EXAMINATION EVALUATION POLICY –
HIGHER SECTION (7th Amendment)

Observed by	HOS
Maintained by	Examination Incharge
Applicable to	Higher section
Duration of work	Throughout the year
Review time	After Diwali break
Connected documents	CL-24

I. OBJECTIVE

1. The objective of this policy is to have systematic evaluation of teaching-learning process in the school and identify students at an early age about their areas of expertise as well as their weak areas.
2. Evaluation not only measures the progress and achievement of the learners but also helps teachers to further prepare the line of action for better performance.
3. With this student can be identified at an early age about their areas of expertise as well as their weak areas and accordingly generalized plan also can be generated.

II. SCOPE

This policy is applicable to teachers and students from Standard class IX to XII i.e., for Higher Section.

III. ROLE AND RECOMMENDATIONS OF THE POLICY

1. To provide quality feedback to students so as to ensure growth in learning of students.
2. To provide quality feedback to teachers regarding learner's stage in the learning process, level of knowledge acquired and the extent of skills development.
3. To provide feedback to parents regarding student's progress through grades.

Evaluation System at our school is exactly in accordance to that of CBSE system.

IV. EVALUATION SCHEME (CLASS 12)

CLASS XI

PERIODIC ASSESSEMENT (I & II): 40 marks tests to be conducted twice in a year in the month of June and December. The syllabus would be based on coverage of topics decided at the starting of the year in syllabus break up.

1ST TERM EXAMINATION: Examination to be conducted in the month of September with 60% syllabus following the same duration and pattern as board examination.

2ND TERM EXAMINATION: Examination to be conducted in the month of February/March with 100% syllabus following the same duration and pattern as board examination.



Compilation of Result:

The scheme to be followed for compilation of result would vary from subject to subject based on Theory + Practical break - up prescribed for the subject. The approximate weightage to be given for each component is as follows:

TERM1:

Theory -

1st Term Exam Weightage : 70/80 %

Practical Weightage : 30/20 %

Practical -

Marks obtained in Practical Examination conducted during the Term end exam to be reflected as such

TERM2: -

Theory -

2nd Term Exam Weightage : 70/80 %

Practical Weightage : 30/20 %

Practical -

Marks obtained in Practical Examination conducted during the Term end exam to be reflected as such

FINAL RESULT:

Final result to be compiled by taking average of both the exams (Term-1 & Term-2)

PERIODIC ASSESSEMENTS : 40 % (AVERAGE)

TERMS EXAMINATIONS : 60 % (AVERAGE)

I. ASSESSMENT OF CHILDREN MISSING EXAMS

1. Student should not be absent for any of the exams. But if due to some unavoidable circumstances like medical emergency or there is a death in the family then proper intimation should come to school through Single Window with proper evidences. In genuine cases the Principal & coordinator can permit for 'Exempted from missing exam' and the average of the result excluding the exempted subject is considered.
2. If a student has joined late (new admission) in the month of July, then also no retest but his/her Multiple Assessment & labs marks will be given and for missed written exam, child is asked to submit the previous school's PA result. (Else as per the performance in Term I average marks will be given later for PA I)
3. Due to some unavoidable circumstances if the child misses the TERM exams then Head of School, Coordinator and Class Teachers can take a call for the promotion of the child.
4. If the child has fractured his/her right hand (Either scribe would be allotted or else as per the performance in previous exams, average marks will be given)
5. However, if the child is playing for nationals for any sports, then retest will be taken.

II. ATTENDANCE RULES

Students must fulfill minimum criteria of attendance i.e. 85% to sit for any of the exams.



III. SOME TIPS FOR CHILDREN FOR WRITING EXAM

1. Do the easiest question first of the section.
2. Always include key words in your answers and underline with pencil.
3. Split the answer in points and describe each point in detail.
4. Write answers according to the marks. If it is five marks questions then write introduction of the topic, supportive statements, advantage, disadvantage and application of the same concept.
5. Leave a gap of one line while writing points.
6. In science the best way to give answer is by figures. Hence examiner can know that you understand the topic well.
7. Draw the diagram properly using pencil and scale and label it.
8. First attempt the answer you are confident and then go for the ones which will take time to recall.
9. Start every question on a new page. If not than at least leave one line after every answer.
10. Maintain good handwriting.
11. Underline headings and subheadings.
12. Keep your paper neat and clean. Over writing, scratching can make your paper look untidy.
13. Handwriting should be legible. Use scale to draw straight lines.
14. Do check whether you have answered all the questions and have written correct questions number against each answer.
15. Diagram should be labeled in capital & with pencil.
16. For long answers of 5 to 6 marks, introduction of the topic should be for 2/3 lines, point headings should be explained for 3/4 lines & then after Leaving one line, ending with 2/3 lines.
17. At the time of reading, headings & points should be jotted in rough work column.
18. Do not leave any question unattempted. Attempt each and every question. Write at least a line if you don't know even a bit of it.

IX. CONCLUSION

The above mentioned parameters can be amended from time-to-time at the sole discretion of the management.

CLASSES XI- SCIENCE	
FIRST TERM (APRIL - SEPTEMBER)	
SCHOLASTIC PERFORMANCE	
EXAM COMPONENT	MARKS
PERIODIC TEST	40
INTERNAL ASSESSMENT	20/30
FIRST TERM EXAM (MID TERM EXAM)	80/70
TOTAL	140
CO-SCHOLASTIC	
GENERAL STUDIES	GRADE
WORK EXPERIENCE	
SPORTS	



CLASS XI - SCIENCE	
SECOND TERM (OCTOBER - FEBRUARY)	
SCHOLASTIC PERFORMANCE	
EXAM COMPONENT	MARKS
PERIODIC TEST	40
INTERNAL ASSESSMENT	20/30
SECOND TERM EXAM (ANNUAL EXAM) *	80/70
TOTAL	140
CO-SCHOLASTIC	
GENERAL STUDIES	GRADE
WORK EXPERIENCE	
SPORTS	

11 SCIENCE - ANNUAL REPORT CARD										
TERM-1 REPORT CARD BIFURCATION				TERM-2 REPORT CARD BIFURCATION				OVER ALL		
PA-1	THOERY	INTERNA L	OVER ALL	PA-2	THOERY	INTERNA L	OVER ALL	PASS (40)	TERM S(60)	OVERA LL(100)
40 MARKS	OUT OF 80 MARK OR OUT OF 70 MARK	OUT OF 20 MARKS OR OUT OF 30 MARKS	140 MARKS	40 MARKS	OUT OF 80 MARK OR OUT OF 70 MARK	OUT OF 20 MARKS OR OUT OF 30 MARKS	140 MARKS	40 % FROM PAS	60 % FROM TERM _s	
									OUT OF 100	%

SCHOLASTIC				CO- SCHOLASTIC	
Marks Range	Grade	Marks Range	Grade	Marks Range	Grade
91.00 - 100.00	A1	81.00 - 90.00	A2	80.00 - 100.00	A
71.00 - 80.00	B1	61.00 - 70.00	B2	40.00 - 79.99	B
51.00 - 60.00	C1	41.00 - 50.00	C2	0.00 - 39.00	C
33.00 - 40.00	D	00.00 - 32.99	E		

single window form



STUDENT SINGLE WINDOW REQUEST APPLICATION

Date of Application

Student Name _____ Class _____ Div _____

SR. NO.	PARTICULAR	(✓)
1	Academics	
2	Change of Stream	
3	Change of Subject	
4	Recommendation Letters Transcript	
5	Bonafide	
6	Change of Address	
7	Change of Contact	

SR. NO.	PARTICULAR	(✓)
8	Change of E-mail	
9	Fee Related	
10	Fee Refund	
11	Hostel Related	
12	Hostel Tuition	
13	Food Related	
14	Others	

Request Details

Parents / Guardian Sign _____ Contact No. _____

To be Filled by Office Personnel

ERP No.

■ Front Desk's Remarks _____

Approved

Not Approved

Sign _____

■ Section Coordinator's / Dept. Incharge Remarks _____

Approved

Not Approved

Sign _____

■ Hostel Incharge's Remarks _____

Approved

Not Approved

Sign _____

■ Account Incharge's Remarks _____

Approved

Not Approved

Sign _____

■ Director Operation's Remarks _____

Approved

Not Approved

Sign _____

■ Director Principal's Remarks _____

Approved

Not Approved

Sign _____

■ Chief Mentor's Remarks _____

Approved

Not Approved

Sign _____

Status

Request Close Dt

Courtesy Call Dt



**STUDENT SINGLE WINDOW REQUEST
FOR LEAVES**

Date of Application

Student Name _____ Class _____ Div _____

SR. NO.	PARTICULAR	(✓)
1	Leave	
2	Early Leave	
3	Late Entry	

Request Details

Parents / Guardian Sign _____ Contact No. _____

To be Filled by Office Personnel

ERP No.

■ Front Desk's Remarks _____

Approved

Not Approved

Sign _____

■ Section Coordinator's Remarks _____

Approved

Not Approved

Sign _____

To be filled by Coordinator

Leave already taken

Leave pre approval

Attendance Record / %

■ Hostel Incharge's Remarks _____

Approved

Not Approved

Sign _____

■ Director Principal's Remarks _____

Approved

Not Approved

Sign _____

■ Chief Mentor's Remarks _____

Approved

Not Approved

Sign _____

Status

Request Close Dt

Courtesy Call Dt



**STUDENT SINGLE WINDOW REQUEST
FOR TRANSPORT**

Date of Application

Student Name _____ Class _____ Div _____

SR. NO.	PARTICULAR	(✓)
1	Transport Inquiry	
2	Transport Enrollment	
3	Transport Deactivation	

Request Details

Parents / Guardian Sign _____ Contact No. _____

To be Filled by Office Personnel

ERP No.

■ Front Desk's Remarks _____

Approved

Not Approved

Sign _____

■ Section Coordinator's Remarks _____

Approved

Not Approved

Sign _____

■ Transport Incharge's Remarks _____

Approved

Not Approved

Sign _____

■ Account Incharge's Remarks _____

Approved

Not Approved

Sign _____

■ Director Operation's Remarks _____

Approved

Not Approved

Sign _____

■ Chief Mentor's Remarks _____

Approved

Not Approved

Sign _____

Status

Request Close Dt

Courtesy Call Dt

Conspicuous



SYLLABUS 2026-27

MONTH : APRIL CLASS : 11 SCIENCE

SUBJECT	BOOK NAME	CHAPTER NO.	NAME OF THE CHAPTER
ENGLISH	HORNBILL	1	Portrait of a Lady
	HORNBILL-POEM	1	A Photograph
	SNAPSHOTS PROSE	1	Summer of a beautiful White Horse
	CWS	1	Classified advertisements
	GRAMMAR	1	Tenses
	READING	1	Note making & Summarization
MATH	NCERT	1	Sets
		2	Relation And Functions
		3	Trigonometric Equations
PHYSICS	NCERT	NA	Basic Mathematics
		1	Units and Dimensions
CHEMISTRY	NCERT	1	Some Basic Concepts of Chemistry
		2	Structure Of Atom
BIOLOGY	NCERT	1	The Living World
		2	Biological Classification
		8	Cell: The Unit of Life
PHYSICAL EDUCATION	SARASWATI PUBLICATION	1	Changing Trends and Career in Physical Education
		2	Olympism
COMPUTER SCIENCE	ORANGE EDUCATION	1	Computer Fundamentals
		2	Number Systems and Encoding Schemes
		3	Boolean Logic
PSYCHOLOGY	NCERT	1	What is Psychology?
		2	Methods of psychological enquiry

"Education is what survives when what has been learned has been forgotten." - B.F Skinner



SYLLABUS 2026-27

MONTH : MAY CLASS : 11 SCIENCE

SUBJECT	BOOK NAME	CHAPTER NO.	NAME OF THE CHAPTER
ENGLISH	READING	1	Note Making & Summarization
	ALS	NA	Project Discussion ALS
MATH	NCERT	3	Trigonometric Equations
PHYSICS	NCERT	2	Motion in Straight Line
CHEMISTRY	NCERT	2	Structure of Atom
BIOLOGY	NCERT	8	Cell: The Unit of Life
PHYSICAL EDUCATION	SARASWATI PUBLICATION	2	Olympism
COMPUTER SCIENCE	ORANGE EDUCATION	4	Problem Solving
PSYCHOLOGY	NCERT	2	Methods of Psychological Enquiry

"Education is a progressive discovery of our own ignorance." —Will Durant



SYLLABUS 2026-27

MONTH : JUNE CLASS : 11 SCIENCE

SUBJECT	BOOK NAME	CHAPTER NO.	NAME OF THE CHAPTER
ENGLISH	HORNBILL	2	We're not Afraid to Die
	HORNBILL-POEM	2	The Laburnum Top
	CWS	2	Poster Making
MATH	NCERT	4	Complex Number and Quadratic Equations
		5	Linear Inequalities
PHYSICS	NCERT	2	Motion in Straight Line
		3	Motion in Plane
CHEMISTRY	NCERT	2	Structure of atom
BIOLOGY	NCERT	3	Plant Kingdom
		15	Body Fluids and their Circulation
PHYSICAL EDUCATION	SARASWATI PUBLICATION	2	Olympism
		3	Yoga
COMPUTER SCIENCE	ORANGE EDUCATION	5	Getting Started with Python Programming
		6	Basics of Python Programming
		7	Data Types and Operators
		8	Introduction to Function
PSYCHOLOGY	NCERT	2	Methods of psychological enquiry
		3	Human development

“Education is the most powerful weapon which you can use to change the world.” – Nelson Mandela



SYLLABUS 2026-27

MONTH : JULY CLASS : 11 SCIENCE

SUBJECT	BOOK NAME	CHAPTER NO.	NAME OF THE CHAPTER
ENGLISH	GRAMMAR	1	Tenses Revision
	GRAMMAR	2	Clauses
	SNAPSHOTS-PROSE	2	Address
	HORNBILL-POEM	3	Voice of the Rain
	HORNBILL-POEM	4	Childhood
MATH	NCERT	6	Permutation and Combinations
		7	Binomial Theorem
PHYSICS	NCERT	3	Motion in Plane
		4	Newtons Laws of Motion
CHEMISTRY	NCERT	3	Classification of Elements & Periodicity in Properties
		4	Chemical Bonding and Molecular Structure
BIOLOGY	NCERT	5	Morphology of flowering plants
		14	Breathing and exchange of gases
PHYSICAL EDUCATION	SARASWATI PUBLICATION	3	Yoga
		4	Physical Education and Sports For CWSN
COMPUTER SCIENCE	ORANGE EDUCATION	9	Conditional Statements
PSYCHOLOGY	NCERT	4	Sensation, perception and attention
		5	Learning

"Education is a progressive discovery of our own ignorance." —Will Durant



SYLLABUS 2026-27

EXAM: PA-1 CLASS : 11 SCIENCE

REVISION DATES: 29-06-2026 TO 03-07-2026

EXAM DATES: 06-07-2026 TO 11-07-2026

SUBJECT	BOOK NAME	CHAPTER NO.	NAME OF THE CHAPTER
ENGLISH	HORNBILL	1	Portrait of a Lady
	HORNBILL-POEM	POEM	A Photograph
	HORNBILL	2	We're not Afraid to Die...
	SNAPSHOTS PROSE	SS 1	Summer of a Beautiful White Horse
	CWS	1	Classified Advertisements
	CWS	2	Poster Making
	GRAMMAR	1	Tenses
	READING	1	Note making & Summarization
	READING	2	Unseen Passages
MATH	NCERT	1	Sets
		2	Relation and Function
		3	Trigonometric Equations
		4	Complex Number & Quadratic Equations
		5	Linear Inequations
PHYSICS	NCERT	NA	Basic Mathematics
		1	Units and Dimensions
		2	Motion in Straight Line
		3	Motion In Plane
CHEMISTRY	NCERT	1	Some Basic Concepts of Chemistry
		2	Structure of Atom
BIOLOGY	NCERT	1	The Living World
		2	Biological Classification
		3	Plant Kingdom
		8	Cell: The Unit of Life
		15	Body fluids and their circulation
PHYSICAL EDUCATION	SARASWATI PUBLICATION	1	Changing Trends and Career In Physical Education
		2	Olympism
		3	Yoga
	ORANGE EDUCATION	1	Computer Fundamentals



COMPUTER SCIENCE		2	Number Systems and Encoding Schemes
		3	Boolean Logic
		4	Problem Solving
		5	Getting Started with Python Programming
		6	Basics of Python Programming
PSYCHOLOGY	NCERT	1	What is psychology?
		2	Methods of psychological enquiry
		3	Human development

Here's how you can support your children during exams:

1. Be familiar with your child's exam schedule. This will help you with planning their routine during exam and revision days.
2. Keep away from digital distractions. Install parental controls on your child's devices so that you can ensure they keep away from distractions and focus on doing their best during exams.
3. Make time for your child, particularly during the important papers. Stay aware of their needs, whether it's a spot of revision, a cup of coffee to perk them up or just being available to address any concerns.



SYLLABUS 2026-27

MONTH : AUGUST CLASS : 11 SCIENCE

SUBJECT	BOOK NAME	CHAPTER NO.	NAME OF THE CHAPTER
ENGLISH	HORNBILL-POEM	4	Childhood
	HORNBILL	3	Discovering Tut: The Saga Continues
	CWS	3	Speech Writing
	READING	2	Unseen Passages
	HORNBILL	4	Adventure
	ASL	NA	ASL
MATH	NCERT	7	Binomial Theorem
		8	Sequence and Series
		9	Straight Lines
PHYSICS	NCERT	5	Work, Energy and Power
		6	System Of Particles and Rotational Motion
CHEMISTRY	NCERT	4	Chemical Bonding and Molecular Structure
		7	Redox Reaction
BIOLOGY	NCERT	9	Biomolecules
		19	Chemical Coordination and integration
		13	Plant growth and development
		11	Photosynthesis in Higher plants
PHYSICAL EDUCATION	SARASWATI PUBLICATION	5	Physical Fitness, Health and Wellness
		6	Test, measurement and evaluation
COMPUTER SCIENCE	ORANGE EDUCATION	10	Looping in Python
		11	Modules
		12	Strings
PSYCHOLOGY	NCERT	5	Learning

“Education is the key to unlocking the world, a passport to freedom.” – Oprah Winfrey



SYLLABUS 2026-27

MONTH : SEPTEMBER CLASS : 11 SCIENCE

SUBJECT	BOOK NAME	CHAPTER NO.	NAME OF THE CHAPTER
ENGLISH	HORNBILL-POEM	5	Father to Son
MATH	NCERT	10	Conic Sections
PHYSICS	NCERT	7	Gravitation
CHEMISTRY	NCERT	5	Thermodynamics
BIOLOGY	NCERT	11	Photosynthesis in Higher plants
		7	Structural Organization in Animals
PHYSICAL EDUCATION	SARASWATI PUBLICATION	7	Fundamentals of anatomy and Physiology
COMPUTER SCIENCE	ORANGE EDUCATION	13	Lists and Tuples
PSYCHOLOGY	NCERT	6	Memory

"The beautiful thing about learning is that nobody can take it away from you." —B.B. King



SYLLABUS 2026-27

EXAM: TERM-1 CLASS : 11 SCIENCE

REVISION DATES: 01-09-2026 TO 12-09-2026

EXAM DATES: 15-09-2026 TO 26-09-2026

SUBJECT	BOOK NAME	CHAPTER NO.	NAME OF THE CHAPTER
ENGLISH	HORNBILL	1	Portrait of a Lady
	HORNBILL-POEM	POEM	A Photograph
	HORNBILL	2	We're not Afraid to Die
	HORNBILL-POEM	2	The Laburnum Top
	HORNBILL-POEM	3	Voice of the Rain
	HORNBILL	3	Discovering Tut: The Saga Continues
	SNAPSHOTS PROSE	1	Summer of a Beautiful White Horse
	SNAPSHOTS-PROSE	2	Address
	GRAMMAR	1	Tenses
	GRAMMAR	2	Clauses
	CWS	1	Classified Advertisements
	CWS	2	Poster Making
	CWS	3	Speech Writing
	READING	1	Note making & Summarization
	READING	2	Unseen Passages
MATH	NCERT	1	Sets
		2	Relation And Function
		3	Trigonometric Equations
		4	Complex Number & Quadratic Equations
		5	Linear Inequations
		6	Permutation & Combination
		7	Binomial Theorem
		8	Sequence & Series
PHYSICS	NCERT	NA	Basic Mathematics
		1	Units and Dimensions
		2	Motion in Straight Line
		3	Motion in Plane
		4	Newtons Laws of Motion
5	Work, Energy and Power		



		6	System of Particles and Rotational Motion
CHEMISTRY	NCERT	1	Some Basic Concepts of Chemistry
		2	Structure of atom
		3	Classification of Elements & Periodicity in Properties
		4	Chemical Bonding and Molecular Structure
		7	Redox Reaction
BIOLOGY	NCERT	1	The Living World
		2	Biological Classification
		3	Plant Kingdom
		8	Cell: the unit of life
		9	Biomolecules
		11	Photosynthesis in Higher Plants
		13	Plant Growth and Development
		15	Body Fluids and their Circulation
19	Chemical Control and Coordination		
PHYSICAL EDUCATION	SARASWATI PUBLICATION	1	Changing Trends and Career In Physical Education
		2	Olympism
		3	Yoga
		4	Physical Education and Sports For CWSN
		5	Physical Fitness, Health and Wellness
		6	Test, measurement and evaluation
COMPUTER SCIENCE	ORANGE EDUCATION	5	Getting Started with Python Programming
		6	Basics of Python Programming
		7	Data Types and Operators
		8	Introduction to Function
		9	Conditional Statements
		10	Looping in Python
PSYCHOLOGY	NCERT	1	What is psychology?
		2	Methods of psychological enquiry
		3	Human development
		4	Sensation, perception and attention
		5	Learning



Here's how you can support your children during exams:

1. Be familiar with your child's exam schedule. This will help you with planning their routine during exam and revision days.
2. Keep away from digital distractions. Install parental controls on your child's devices so that you can ensure they keep away from distractions and focus on doing their best during exams.
3. Make time for your child, particularly during the important papers. Stay aware of their needs, whether it's a spot of revision, a cup of coffee to perk them up or just being available to address any concerns.



SYLLABUS 2026-27

MONTH : OCTOBER CLASS : 11 SCIENCE

SUBJECT	BOOK NAME	CHAPTER NO.	NAME OF THE CHAPTER
ENGLISH	CWS	4	Debate Writing
	SNAPSHOTS-PROSE	3	Mother's Day
	READING	1	Note making & Summarization
	SNAPSHOTS-PROSE	4	Birth
	CWS	5	Notice Writing
	GRAMMAR	2	Tenses-Clauses Revision
MATH	NCERT	10	Conic Sections
		11	Introduction To 3D
		12	Limits and Derivatives
PHYSICS	NCERT	7	Gravitation
		8	Mechanical Properties of Solid
		9	Mechanical Properties of Fluid
CHEMISTRY	NCERT	5	Thermodynamics
		8	Organic Chemistry-Some Basic Principles and Techniques
BIOLOGY	NCERT	10	Cell cycle and Cell division
		18	Neural control and Coordination
		16	Excretory products and their Elimination
		12	Respiration in Plants
PHYSICAL EDUCATION	SARASWATI PUBLICATION	7	Fundamentals of Anatomy and Physiology
		8	Fundamentals of Kinesiology and Biomechanics in Sports
		9	Psychology and sports
		10	Training and doping in sports
COMPUTER SCIENCE	ORANGE EDUCATION	13	Lists and Tuples
PSYCHOLOGY	NCERT	6	Memory
		7	Thinking
		8	Emotion and motivation and revision

"Your attitude, not your aptitude, will determine your altitude." —Zig Ziglar



SYLLABUS 2026-27

MONTH : NOVEMBER CLASS : 11 SCIENCE

SUBJECT	BOOK NAME	CHAPTER NO.	NAME OF THE CHAPTER
ENGLISH	NA	1	Note making & Summarization
MATH	NCERT	12	Limits and Derivatives
		13	Statistics
PHYSICS	NCERT	10	Thermal Properties of Matter
		11	Thermodynamics
CHEMISTRY	NCERT	8	Organic Chemistry-Some Basic Principles and Techniques
BIOLOGY	NCERT	12	Respiration in plants
PHYSICAL EDUCATION	SARASWATI PUBLICATION	10	Training and doping in sports
COMPUTER SCIENCE	ORANGE EDUCATION	14	Dictionaries
PSYCHOLOGY	NCERT	8	Emotion and motivation

"Education is the ability to meet life's situations." —Dr. John G. Hibben



SYLLABUS 2026-27

MONTH : DECEMBER CLASS : 11 SCIENCE

SUBJECT	BOOK NAME	CHAPTER NO.	NAME OF THE CHAPTER
ENGLISH	HORNBILL	5	Silk Road
	CWS	4	Speech/Debate Revision
	CWS	6	Invitations
MATH	NCERT	14	Probability
PHYSICS	NCERT	12	Kinetic Theory of Gases
CHEMISTRY	NCERT	9	Hydrocarbons
BIOLOGY	NCERT	4	Animal kingdom
		6	Anatomy of flowering plants
PHYSICAL EDUCATION	SARASWATI PUBLICATION	5	Physical Fitness, Health and Wellness
		6	Test, measurement and evaluation
		7	Fundamentals of anatomy and Physiology
		8	Fundamentals of Kinesiology and Biomechanics in Sports
COMPUTER SCIENCE	ORANGE EDUCATION	15	Society, Law and Ethics
PSYCHOLOGY	NCERT	NA	Practical's

"The more you learn, the more you earn." —Warren Buffett



SYLLABUS 2026-27

EXAM: PA-2 CLASS : 11 SCIENCE

REVISION DATES: 30-11-2026 TO 04-12-2026

EXAM DATES: 07-12-2026 TO 12-12-2026

SUBJECT	BOOK NAME	CHAPTER NO.	NAME OF THE CHAPTER
ENGLISH	HORNBILL	4	Adventure
	HORNBILL-POEM	5	Father to Son
	HORNBILL-POEM	4	Childhood
	SNAPSHOTS-PROSE	3	Mother's Day
	CWS	1	Classified Advertisements
	CWS	2	Poster Making
	GRAMMAR	1	Tenses
	READING	2	Unseen Passages
MATH	NCERT	7	Binomial Theorem
		8	Sequence & Series
		9	Straight Lines
		10	Conic Section
		11	Introduction To 3D
PHYSICS	NCERT	7	Gravitation
		8	Mechanical Properties of Solid
		9	Mechanical Properties of Fluid
CHEMISTRY	NCERT	5	Thermodynamics
		8	Organic Chemistry-Some Basic Principles and Techniques
BIOLOGY	NCERT	10	Cell cycle and Cell division
		12	Respiration in Plants
		16	Excretory Products and their Elimination
		18	Neural Control and Coordination
PHYSICAL EDUCATION	SARASWATI PUBLICATION	5	Physical Fitness, Health and Wellness
		6	Test, Measurement and Evaluation
		7	Fundamentals of Anatomy and Physiology
		8	Fundamentals of Kinesiology and Biomechanics in Sports
COMPUTER SCIENCE	ORANGE EDUCATION	10	Looping in Python



		11	Modules
		12	Strings
		13	Lists and Tuples
PSYCHOLOGY	NCERT	5	Learning
		6	Memory
		7	Thinking
		8	Emotion and motivation

Here's how you can support your children during exams:

1. Be familiar with your child's exam schedule. This will help you with planning their routine during exam and revision days.
2. Keep away from digital distractions. Install parental controls on your child's devices so that you can ensure they keep away from distractions and focus on doing their best during exams.
3. Make time for your child, particularly during the important papers. Stay aware of their needs, whether it's a spot of revision, a cup of coffee to perk them up or just being available to address any concerns.



SYLLABUS 2026-27

MONTH : JANUARY CLASS : 11 SCIENCE

SUBJECT	BOOK NAME	CHAPTER NO.	NAME OF THE CHAPTER
ENGLISH	NA	NA	ALS
	SNAPSHOTS	5	The Tale of the Melon City
	CWS	NA	Poetic Devices
MATH	NCERT	ALL	Revision
PHYSICS	NCERT	13	Oscillations
		14	Waves
CHEMISTRY	NCERT	6	Chemical Equilibrium
BIOLOGY	NCERT	4	Anatomy of flowering plants
		17	Locomotion and movement
PHYSICAL EDUCATION	SARASWATI PUBLICATION	1	Changing Trends and Career In Physical Education
		2	Olympism
		3	Yoga
		4	Physical Education and Sports For CWSN
		5	Physical Fitness, Health and Wellness
		6	Test, measurement and evaluation
		7	Fundamentals of anatomy and Physiology
		8	Fundamentals of Kinesiology and Biomechanics in Sports
		9	Psychology and sports
		10	Training and doping in sports
COMPUTER SCIENCE	ORANGE EDUCATION	Full Syllabus	Revision for Term 2
PSYCHOLOGY	NCERT	NA	Practical's

"Education is what survives when what has been learned has been forgotten." - B.F Skinner




SYLLABUS 2026-27

EXAM: TERM-2 CLASS : 11 SCIENCE


REVISION DATES: 21-01-2027 TO 02-02-2027

EXAM DATES: 03-02-2027 TO 12-02-2027

SUBJECT	BOOK NAME	CHAPTER NO.	NAME OF THE CHAPTER
ENGLISH	HORNBILL	1	Portrait of a Lady
	HORNBILL-POEM	1	A Photograph
	HORNBILL	2	We're not Afraid to Die
	HORNBILL-POEM	2	The Laburnum Top
	HORNBILL-POEM	3	Voice of the Rain
	HORNBILL	3	Discovering Tut: The Saga Continues
	HORNBILL	4	Adventure
	HORNBILL-POEM	5	Father to Son
	HORNBILL-POEM	4	Childhood
	HORNBILL	5	Silk Road
	SNAPSHOTS PROSE	1	Summer of a Beautiful White Horse
	SNAPSHOTS-PROSE	2	Address
	SNAPSHOTS-PROSE	3	Mother's Day
	SNAPSHOTS-PROSE	4	Birth
	SNAPSHOTS-POEM	5	The Tale of the Melon City
	GRAMMAR	1	Tenses
	GRAMMAR	2	Clauses
	CWS	1	Classified Advertisements
	CWS	2	Poster Making
	CWS	3	Speech Writing
	CWS	3	Debate Writing
	READING	1	Note making & Summarization
READING	2	Unseen Passages	
MATH	NCERT	1	Sets
		2	Relation and Function
		3	Trigonometric Equations
		4	Complex Number & Quadratic Equations
		5	Linear Inequations
		6	Permutation & Combination



		7	Binomial Theorem
		8	Sequence & Series
		9	Straight Lines
		10	Conic Section
		11	Introduction To 3D
		12	Limits & Derivatives
		13	Statistics
		14	Probability
PHYSICS	NCERT	0	Basic Mathematics
		1	Units and Dimensions
		2	Motion in Straight Line
		3	Motion in Plane
		4	Newtons Laws of Motion
		5	Work, Energy And Power
		6	System Of Particles And Rotational Motion
		7	Gravitation
		8	Mechanical Properties of Solid
		9	Mechanical Properties of Fluid
		10	Thermal Properties of Matter
		11	Thermodynamics
		12	Kinetic Theory of Gases
		13	Oscillations
14	Waves		
CHEMISTRY	NCERT	1	Some Basic Concepts of Chemistry
		2	Structure of atom
		3	Classification of Elements & Periodicity in Properties
		4	Chemical Bonding and Molecular Structure
		5	Thermodynamics
		6	Chemical and Ionic Equilibrium
		7	Redox Reaction
		8	Organic Chemistry-Some Basic Principles and Techniques
		9	Hydrocarbon
BIOLOGY	NCERT	1	The Living World



		2	Biological Classification
		3	Plant Kingdom
		4	Animal Kingdom
		5	Morphology of Flowering Plants
		6	Anatomy of flowering plants
		7	Structural organization in animals
		8	Cell: The unit of Life
		9	Biomolecules
		10	Cell cycle and cell division
		11	Photosynthesis in Higher plants
		12	Respiration in Plants
		13	Plant growth and development
		14	Breathing and exchange of gases
		15	Body fluids and their circulation
		16	Excretory products and their elimination
		17	Locomotion and movement
		18	Neural Control and Coordination
		19	Chemical Coordination and Integration
PHYSICAL EDUCATION	SARASWATI PUBLICATION	1	Changing Trends and Career In Physical Education
		2	Olympism
		3	Yoga
		4	Physical Education and Sports For CWSN
		5	Physical Fitness, Health and Wellness
		6	Test, measurement and evaluation
		7	Fundamentals of anatomy and Physiology
		8	Fundamentals of Kinesiology and Biomechanics in Sports
		9	Psychology and sports
		10	Training and doping in sports
COMPUTER SCIENCE	Orange Education	1	Computer Fundamentals
		2	Number Systems and Encoding Schemes
		3	Boolean Logic
		4	Problem Solving
		5	Getting Started with Python Programming



		6	Basics of Python Programming
		7	Data Types and Operators
		8	Introduction to Function
		9	Conditional Statements
		10	Looping in Python
		11	Modules
		12	Strings
		13	Lists and Tuples
		14	Dictionaries
		15	Society, Law and Ethics
Psychology	NCERT	1	What is psychology?
		2	Methods of psychological enquiry
		3	Human development
		4	Sensation, perception and attention
		5	Learning
		6	Memory
		7	Thinking
		8	Emotion and motivation

Here's how you can support your children during exams:

1. Be familiar with your child's exam schedule. This will help you with planning their routine during exam and revision days.
2. Keep away from digital distractions. Install parental controls on your child's devices so that you can ensure they keep away from distractions and focus on doing their best during exams.
3. Make time for your child, particularly during the important papers. Stay aware of their needs, whether it's a spot of revision, a cup of coffee to perk them up or just being available to address any concerns.

TOPIC ASSESSMENT SCHEDULE

Dear Parents / Students,

It is to inform you that we have created **Annual Topic Assessment schedule** for you so that you can be well-prepared for these tests. Please take these seriously as they are a part of our internal assessment. These dates might change due to unavoidable circumstances.

Note – Please make sure that your child attends the school regularly as it become difficult for the child to cope up with the missed topics.

GRADE-11-SCIENCE

FIRST CYCLE			
SR. NO.	DATE	DAY	SUBJECT
1	17-04-2026	FRIDAY	CHEMISTRY
2	21-04-2026	TUESDAY	ENGLISH
3	24-04-2026	FRIDAY	OPT SUB (PE/CS/PSY)
4	28-04-2026	TUESDAY	PHYSICS
5	01-05-2026	FRIDAY	MATHS/BIO

SECOND CYCLE			
SR. NO.	DATE	DAY	SUBJECT
1	05-05-2026	TUESDAY	CHEMISTRY
2	16-06-2026	TUESDAY	ENGLISH
3	19-06-2026	FRIDAY	OPT SUB (PE/CS/PSY)
4	23-06-2026	TUESDAY	PHYSICS
5	14-07-2026	TUESDAY	MATHS/BIO

THIRD CYCLE			
SR. NO.	DATE	DAY	SUBJECT
1	17-07-2026	FRIDAY	CHEMISTRY
2	21-07-2026	TUESDAY	ENGLISH
3	24-07-2026	FRIDAY	OPT SUB (PE/CS/PSY)
4	28-07-2026	TUESDAY	PHYSICS
5	31-07-2026	FRIDAY	MATHS/BIO

FOURTH CYCLE			
SR. NO.	DATE	DAY	SUBJECT
1	04-08-2026	TUESDAY	CHEMISTRY
2	07-08-2026	FRIDAY	ENGLISH
3	11-08-2026	TUESDAY	OPT SUB (PE/CS/PSY)
4	14-08-2026	FRIDAY	PHYSICS
5	18-08-2026	TUESDAY	MATHS/BIO



FIFTH CYCLE			
SR. NO.	DATE	DAY	SUBJECT
1	21-08-2026	FRIDAY	CHEMISTRY
2	25-08-2026	TUESDAY	ENGLISH
3	06-10-2026	TUESDAY	OPT SUB (PE/CS/PSY)
4	09-10-2026	FRIDAY	PHYSICS
5	13-10-2026	TUESDAY	MATHS/BIO

SIXTH CYCLE			
SR. NO.	DATE	DAY	SUBJECT
1	16-10-2026	FRIDAY	CHEMISTRY
2	23-10-2026	FRIDAY	ENGLISH
3	27-10-2026	TUESDAY	OPT SUB (PE/CS/PSY)
4	30-10-2026	FRIDAY	PHYSICS
5	03-11-2026	TUESDAY	MATHS/BIO

SEVENTH CYCLE			
SR. NO.	DATE	DAY	SUBJECT
1	01-12-2026	TUESDAY	CHEMISTRY
2	18-12-2026	FRIDAY	ENGLISH
3	22-12-2026	TUESDAY	OPT SUB (PE/CS/PSY)
4	29-12-2026	TUESDAY	PHYSICS
5	05-01-2027	TUESDAY	MATHS/BIO

ATTENTION – ON A SERIOUS NOTE:

Dear Parents,

Please make sure that your child **attends the Topic Assessment without fail** so that teachers can reflect on his/her improvement and guide him/her accordingly.

Project Front Pages

PROJECT ON

IN PARTIAL FULFILLMENT OF THE REQUIREMENT
FOR THE CBSE _____ COURSE

FOR ACADEMIC YEAR 2026-2027

SUBMITTED BY:

Name: _____

Class: _____ Roll No.: _____

TO

G. D. GOENKA INTERNATIONAL SCHOOL
SURAT, GUJARAT

(Principal's Sign)

(Subject Teacher's Sign)

ACKNOWLEDGEMENT

I would like to convey my heartfelt thanks to _____, my
_____ teacher and guide, who guided me through the project and
also gave valuable suggestions and guidance for completing the project. He /
She helped me understand the intricate issues involved in project making
besides effectively presenting it. These intricacies would have been lost
otherwise. My project has been a success only because of his / her guidance.

Name of the Student

Signature

CERTIFICATE

This is to certify that Mr./Ms. _____ of Class _____ of G. D.

Goenka International School, Surat, has completed his/her project file under my supervision.

He / she has taken proper care and shown utmost sincerity in the completion of this project.

I certify that this project is up to my expectation and as per the guidelines issued by CBSE.

Subject Teacher's Signature

Principal's Signature

Steps for using ERP (Edusprint)

Dear Parent,

Greetings from GDGIS!

We are glad to inform you that you can now stay updated with the reports of your child through **edusprint.in**. It is a web based ERP which provides you with all the academic information related to your child. It provides a platform to communicate with the teachers of your child so that you can know the strengths and weaknesses of your child and help him/her in all the corners of his/her studies.

The ERP software is accessible on any device with an internet connection. The software can be used via web browser as well as the mobile application available in the Appstore and Play store. Kindly follow the steps to login to edusprint.

Steps for accessing edusprint (ERP) via web browser

Step 1: Open a browser and type **gdg.edusprint.in** in the address bar and press enter.



Step 2: Enter your ERP Username and Password and click on **Login** button.

Step 3: If you are logging into edusprint for the first time, you will have to change the password provided to you and set your desired password.

*edusprint ERP Login details – Username and Password are shared to the parents via WhatsApp

Steps for accessing edusprint (ERP) via Mobile application

Step 1: Open Play store/App store on your phone and search for **edusprint +**

← edusprint plus 🔍 🎤

This device ▾



Edusprint+
MICM

Install



ws ⓘ



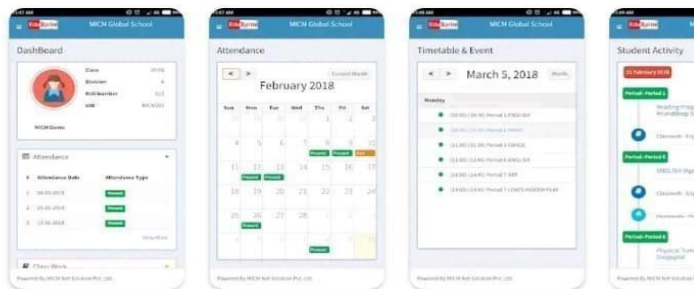
9.9 MB

3+

Rated for 3+ ⓘ

1L+

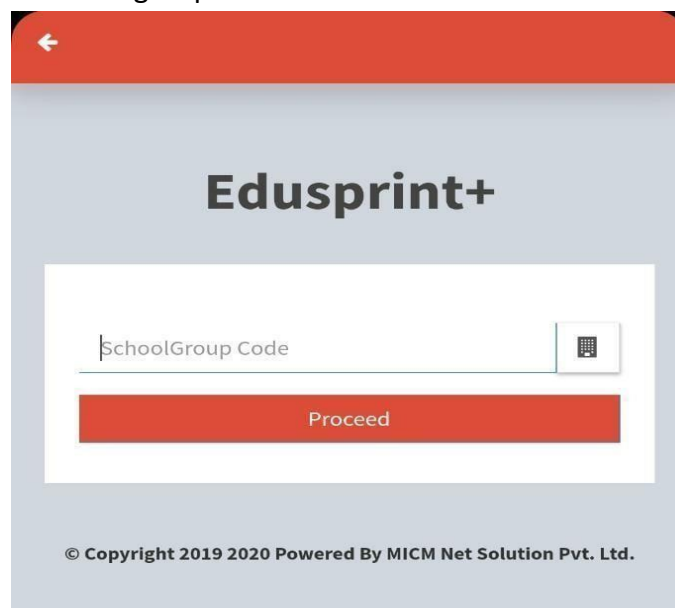
Downloads



EduSprint+ is School Parent Mobile App

Step 2: Press the **install** button. After the application is installed open the application.

Step 3: Enter **gdg** in the school group code.



Step 4: Enter the ERP User name and Password provided to you.

←

Edusprint+

GD Goenka

Username

Password

Sign In

[Forgot Password](#)
[Change School Group Code](#)

© Copyright 2019 2020 Powered By MICM Net Solution Pvt. Ltd.

Step 5: If you are logging into the ERP system for the first time, you will have to change the password. Please use the password provided to you as the verification code to set the desired password of your choice

← GD Goenka International School

Edusprint+

Change Password

Verification Code

New Password

Confirm Password

Save Reset

© Copyright 2019 2020 Powered By MICM Net Solution Pvt. Ltd.



Step 6: After Successfully logging in, you can use all the features of the application. The description of each module in the mobile application is given below.

1. Dashboard - The dashboard shows an overview of various activities of your ward.
2. Student Profile - The student profile shows the complete profile of your ward.
3. Parent Profile - The parent profile shows the complete profile of the parents.
4. Attendance - The attendance menu shows the details of your ward's attendance.
5. Timetable - The timetable menu shows the class timetable for the day.
6. Student Activity - Student activity shows the details of classwork and homework.
7. eCampus - Circulars, messages, reference links and schedules are displayed here.
8. Fees - The fees menu shows the details of your ward's fee.
9. Report card - The report card menu shows your ward's report card.
10. Transport - If your ward is in school's transport, you can view the details here.
11. Food Menu - The food menu of the ward is displayed here.

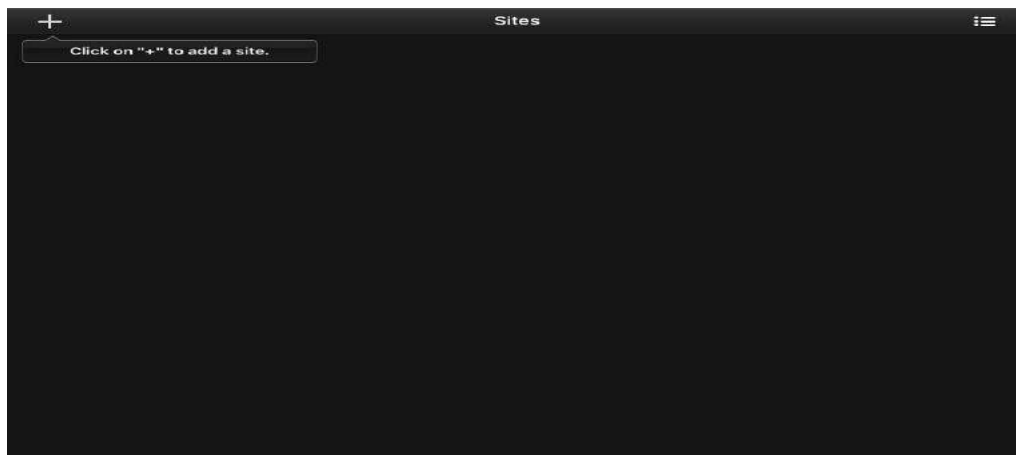
Steps for using CCTV (Live View)

STEPS FOR ACCESSING CCTV LIVE

Step 1: Open Play store/App store on your Phone/iPad/Tablet and search for **Acti Mobile Client** and install the application.



Step 2: Open the application and press the **+** sign



Step 3: Enter the required details

Server	
Type	
Name	Required
Host	IP / Domain Name
Port	
Time out	10

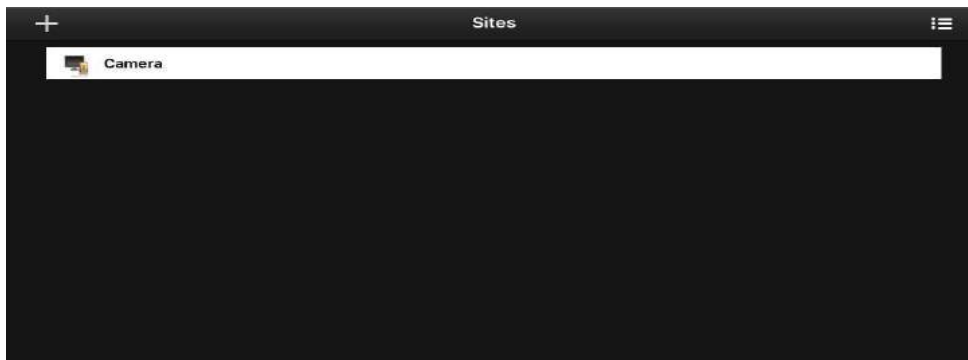
User	
Account	
Password	

Get Server Setting

- Please select Type – **Server**
- Enter **Camera** in the Name field.
- Enter **136.233.150.115** in the Host field
- Enter Port – **85**
- Enter **180** in the Time out field
- Account and Password provided in your WhatsApp group

*Please note that the Account and the password is same.

Step 4: Press the tick mark on the top right corner. You will see the following Screen.



Step 5: Press the camera to view Live.



For any further queries, kindly contact IT Department on **0261-2976000** or email us on **contact@gdgoenkasurat.com**. It would be helpful of you to paste the screenshot of the problem in the email to provide you with an efficient solution.

**Warm Regards,
Team GDGIS**

Steps for using Google classroom



GOOGLE CLASSROOM STEP BY STEP

(USE IN APP OR WEB BROWSER)

1. If you are using web browser (like: Chrome, Firefox, etc.) type classroom.google.com in your address bar and log in with your given School mail id. (ex.pga01@gdgoenkasurat.com)
2. If you are using Google Classroom App, then open app and after that click "Get Started" button and login with your given "school mail id".
3. After logging in, you will see your Class Dashboard and 2 class Tiles.
4. There are Two options:
 - A. Decline
 - B. Join Now, click the join now button on both titles. (this is one-time step)
5. If you want to go back, just click 3 lines icon (on left top) & go to classes menu.
6. You will see a tab on top of the screen with 3 options:
 - A. Stream
 - B. Classwork
 - C. People
7. In the stream selection you will see following options:
 - A. Class Announcements
 - B. Assignments
 - C. Class Comments
8. If you want to comment for particular announcement or post click the Class Announcement Tab in stream menu on top and type your message in "Add class comment" textbox & whole class will get the notification as this is visible to all.
9. If you want to view the classmates of your child, click people tab on top and you will see the whole list.
10. If you want to view more options like class calendar or want to check class folder and complete things at one place, click on classwork tab on top menu.
11. There is a side bar on left side of your screen, you can check
 - A. Class Assignment
 - B. Upcoming Assignments
12. If you want to communicate to your teacher personally about any assignment click that particular assignment & type your message in "private comment" textbox. This comment is only viewable to that specific teacher and you.

Important Links



IMPORTANT LINKS

SR NO.	CONTENT	LINK
1	Higher Annual Calendar	https://heyzine.com/flip-book/58caa12eb3.html
		https://drive.google.com/file/d/1L8joppZv3FD3BnHosd9O6dR4jr51yAAL/view?usp=drive_link
2	Hostel Annual Calendar	https://heyzine.com/flip-book/637e23449b.html
		https://drive.google.com/file/d/1hRP7LDFR7FN3dzYrDnVQdWOEITymmdKa/view?usp=drive_link
3	LinkedIn	https://www.linkedin.com/company/gd-goenka-international-school-surat/
4	YouTube	https://www.youtube.com/@gdgoenkamedia/
5	Facebook	https://www.facebook.com/goenkasurat/
6	Instagram	https://www.instagram.com/gdgoenkasuratofficial/?igsh=MXVheXVuMHRmY3A1eA%3D%3D#



**“ WINNERS DON'T DO DIFFERENT THINGS
THEY DO THINGS DIFFERENTLY ”**

- Steve Jobs

**“ HARD WORK, STRONG DETERMINATION &
RIGHT DIRECTION LEADS TO SUCCESS ”**

- Anonymous



TRANSFORMING THE POTENTIAL INTO A SPARKLING STAR



Ranked 1st in India for providing holistic education to students by Education Today



7 Star School Awarded by CED, Delhi



Member of the Associated Schools Network



Top Boarding School



1st and Only School in Surat with NABET Accreditation



1st and Only School in Surat Accredited by FSSAI and Ministry of Health & Family Welfare.

WE BELIEVE IN →

HIGHER THOUGHTS

STRONGER WORK

BRIGHTER RESULTS

Follow us on [f](#) [i](#) [y](#) [t](#)